

HSBC Global Investment Funds

GLOBAL CORPORATE BOND CLIMATE TRANSITION

Marketing communication | Monthly report 31 January 2026 | Share class ACHEUR

Investment objective

The Fund aims to provide long term capital growth and income by investing in a portfolio of bonds that has a lower carbon footprint than its reference benchmark (Bloomberg Global Aggregate Corporates Diversified Hedged USD).

Investment strategy

In normal market conditions, the Fund will invest at least 70% of its assets in investment grade and non-investment grade bonds issued by companies that are based in developed markets and emerging markets. The Fund will invest in bonds issued by companies with consideration of their Lower Carbon Criteria. The Fund will also invest in Green Bonds meeting the Green Bond Principles of the International Capital Market Association. The Fund will not invest in companies involved in the production of tobacco or related activities. The Fund may invest up to 10% in onshore Chinese bonds which are issued within the People's Republic of China and traded on the China Interbank Bond Market. The Fund may invest up to 10% in non-investment grade bonds and up to 10% in ABS and MBS. The Fund may invest up to 10% in contingent convertible securities and up to 10% in other funds, including HSBC funds. The Fund's primary currency exposure is to USD. See the Prospectus for a full description of the investment objectives and derivative usage.

Main risks

- The value of investments and any income from them can go down as well as up and you may not get back the amount originally invested.
- The Fund invests in bonds whose value generally falls when interest rates rise. This risk is typically greater the longer the maturity of a bond investment and the higher its credit quality. The issuers of certain bonds, could become unwilling or unable to make payments on their bonds and default. Bonds that are in default may become hard to sell or worthless.
- The Fund may invest in Emerging Markets, these markets are less established, and often more volatile, than developed markets and involve higher risks, particularly market, liquidity and currency risks.

Share class details

Key metrics

NAV per share	EUR 10.22
Performance 1m	0.10%
Yield to maturity	4.62%

Fund facts

UCITS V compliant	Yes
Dividend treatment	Accumulating
Dealing frequency	Daily
Valuation time	17:00 LU
Share class base currency	EUR
Domicile	LU
Inception date	20 March 2018
Fund size	USD 181,078,599
Managers	Oliver Boulind Jean Olivier Neyrat Jerry Samet

Fees and expenses

Minimum initial investment	USD 5,000
Ongoing charge figure ¹	1.060%
Maximum initial charge	3.100%

Codes

ISIN	LU1689526272
Bloomberg ticker	HSGACHE LX

¹Ongoing Charges Figure is an estimate due to a change of fee structure.

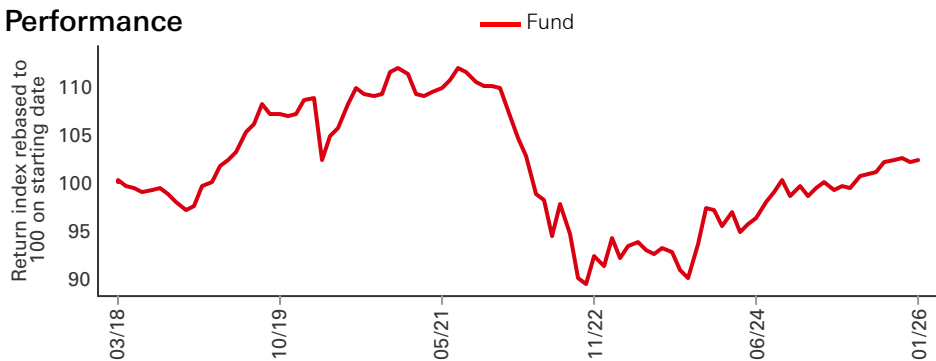
Past performance does not predict future returns. The figures are calculated in the share class base currency, dividend reinvested, net of fees.

This is a marketing communication. Please refer to the prospectus and to the KID before making any final investment decisions. For definition of terms, please refer to the Glossary QR code and Prospectus.

Prior to 16 May 2025 the name of the sub-fund was HSBC Global Investment Funds – Global Lower Carbon Bond and followed a different investment strategy.

Source: HSBC Asset Management, data as at 31 January 2026

Performance



Performance (%)	YTD	1m	3m	6m	1y	3y ann	5y ann	10 years ann	Since inception ann
ACHEUR	0.10	0.10	-0.06	1.35	2.95	2.75	-1.65	--	0.28

Rolling performance (%)	31/01/25-31/01/26	31/01/24-31/01/25	31/01/23-31/01/24	31/01/22-31/01/23	31/01/21-31/01/22	31/01/20-31/01/21	31/01/19-31/01/20	31/01/18-31/01/19	31/01/17-31/01/18	31/01/16-31/01/17
ACHEUR	2.95	2.38	2.93	-11.88	-3.76	2.31	9.04	--	--	--

3-Year Risk Measures	ACHEUR	Reference Benchmark	5-Year Risk Measures	ACHEUR	Reference Benchmark
Volatility	4.79%	--	Volatility	6.19%	--
Sharpe ratio	-0.07	--	Sharpe ratio	-0.55	--

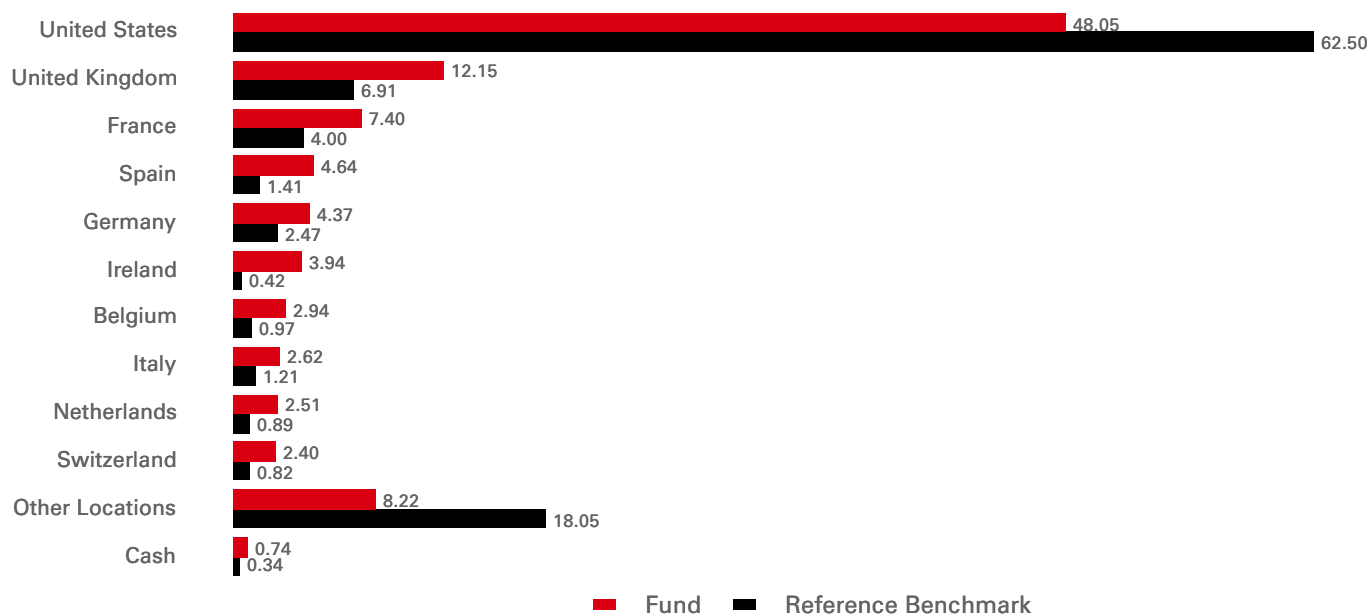
Fixed Income Characteristics	Fund	Reference Benchmark	Relative
No. of holdings ex cash	316	14,705	--
Average coupon rate	4.60	4.07	0.53
Yield to worst	4.48%	4.32%	0.16%
Option adjusted duration	6.31	5.71	0.60
Modified duration to worst	6.21	5.64	0.57
Option adjusted spread duration	6.05	5.63	0.42
Average maturity	8.91	7.98	0.94
Average Credit Quality	A-/BBB+	A-/BBB+	--

Credit rating (%)	Fund	Reference Benchmark	Relative
AAA	0.52	0.49	0.03
AA	5.74	7.92	-2.18
A	32.65	48.67	-16.02
BBB	58.91	42.45	16.47
BB	1.25	0.13	1.12
B	0.08	--	0.08
No Rating	0.11	--	0.11
Cash	0.74	0.34	0.40

Maturity Breakdown (Option adjusted duration)	Fund	Reference Benchmark	Relative
0-2 years	0.27	0.20	0.07
2-5 years	1.44	1.09	0.36
5-10 years	2.10	1.81	0.29
10+ years	2.50	2.61	-0.12
Total	6.31	5.71	0.60

Currency Allocation (%)	Fund	Reference Benchmark	Relative
USD	99.84	100.00	-0.16
EUR	0.22	0.00	0.22
CAD	0.01	0.00	0.01
AUD	0.00	0.00	0.00
HKD	0.00	0.00	0.00
CHF	0.00	0.00	0.00
SGD	0.00	0.00	0.00
JPY	-0.02	0.00	-0.02
GBP	-0.05	0.00	-0.05

Geographical allocation (%)



Sector allocation (%)	Fund	Reference Benchmark	Relative
Financial Institutions	48.26	46.04	2.22
Consumer Non Cyclical	11.53	14.28	-2.76
Communications	10.08	9.79	0.29
Utility	7.18	3.78	3.40
Technology	6.95	9.88	-2.93
Consumer Cyclical	6.18	5.05	1.12
Agencies	2.04	2.28	-0.24
Transportation	1.99	1.72	0.27
Treasuries	1.84	--	1.84
Capital Goods	1.62	2.49	-0.87
Other Sectors	1.58	4.35	-2.77
Cash	0.74	0.34	0.40

Top 10 holdings	Weight (%)
AIB GROUP PLC 5.320 15/05/31	1.54
CITIGROUP INC 4.952 07/05/31	1.43
GLOBAL PAY INC 2.900 15/11/31	1.38
ABBVIE INC 4.250 21/11/49	1.24
FORD MOTOR CRED 6.798 07/11/28	1.19
AMERICAN TOWER 5.350 15/03/35	1.16
CAIXABANK 5.673 15/03/30	1.14
AT&T INC 4.300 15/02/30	1.13
ELI LILLY & CO 5.000 09/02/54	1.06
CAPITAL ONE FINL 5.817 01/02/34	1.03

Sustainability indicators	Fund	Reference benchmark
UNGC breaches	0.00%	--
Transition alignment	91.03%	75.62%
Minimum ESG standards	100.00%	--
Carbon footprint by EVIC	229.05	218.57

UNGC breaches - All investments are assessed against the ten principles of the UNGC and the OECD. Companies that are flagged as having violated one of the ten principles of the UNGC or OECD guidelines are systematically excluded, unless they have gone through an ESG due diligence assessment, undertaken by HSBC, and are determined not to be in breach of the principles or guidelines.

Transition alignment - Companies that are positively categorised within the HSBC Asset Management proprietary climate transition assessment as either, Aligned, Aligning, or Committed to Aligning.


Minimum ESG standards - The percentage for which the companies that the sub-fund invests in meet minimum ESG and E, and S and G score levels

Carbon footprint by EVIC - Carbon Intensity by EVIC measures the quantity of carbon emission of a company (tonnes CO₂e/USD million EVIC) Source: S&P Global Trucost; Bloomberg

Risk disclosures

- Derivatives may be used by the Fund, and these can behave unexpectedly. The pricing and volatility of many derivatives may diverge from strictly reflecting the pricing or volatility of their underlying reference(s), instrument or asset.
- Investment Leverage occurs when the economic exposure is greater than the amount invested, such as when derivatives are used. A Fund that employs leverage may experience greater gains and/or losses due to the amplification effect from a movement in the price of the reference source.
- Where overseas investments are held the rate of currency exchange may cause the value of such investments to go down as well as up.
- Further information on the potential risks can be found in the Key Information Document (KID) and/or the Prospectus or Offering Memorandum.

Follow us on:



Glossary



www.assetmanagement.hsbc.co.uk/api/v1/download/document/lu0165289439/gb/en/glossary

Index disclaimer

Bloomberg® is a trademark and service mark of Bloomberg Finance L.P. (collectively with its affiliates, "Bloomberg"). Barclays® is a trademark and service mark of Barclays Bank Plc (collectively with its affiliates, "Barclays"), used under license. Bloomberg or Bloomberg's licensors, including Barclays, own all proprietary rights in the Bloomberg Barclays Indices. Neither Bloomberg nor Barclays approve or endorse this material, or guarantees the accuracy or completeness of any information herein, or makes any warranty, express or implied, as to the results to be obtained therefrom and, to the maximum extent allowed by law, neither shall have any liability or responsibility for injury or damages arising in connection therewith.

Benchmark disclosure

The Investment Advisor will use its discretion to invest in securities not included in the reference benchmark based on active investment management strategies and specific investment opportunities. It is foreseen that a significant percentage of the Fund's investments will be components of the reference benchmark. However, their weightings may deviate materially from those of the reference benchmark. The deviation of the Fund's performance relative to the benchmark is monitored, but not constrained, to a defined range.

Source: HSBC Asset Management, data as at 31 January 2026

Important information

This document is produced and distributed by HSBC Asset Management and is only intended for non-professional investors as defined by MIFID. The information contained herein is subject to change without notice. All non-authorised reproduction or use of this commentary and analysis will be the responsibility of the user and will be likely to lead to legal proceedings.

This information has no contractual value and is not by any means intended as a solicitation, nor an investment advice for the purchase or sale of any financial instrument in any jurisdiction in which such an offer is not lawful.

The commentary and analysis presented in this document reflect the opinion of HSBC Asset Management on the markets, according to the information available to date. They do not constitute any kind of commitment from HSBC Asset Management.

Tax treatment depends on The individual circumstances of each client and may be subject to change in The future.

Capital is not guaranteed. It is important to remember that the value of investments and any income from them can go down as well as up and is not guaranteed.

Please note that the distribution of the product can stop at any time by decision of the management company.

Consequently, HSBC Asset Management will not be held responsible for any investment or disinvestment decision taken on the basis of the commentary and/or analysis in this document.

All data from HSBC Asset Management unless otherwise specified.

Any third party information has been obtained from sources we believe to be reliable, but which we have not independently verified.

Further additional and complete information (including but not limited to) investor rights, costs and charges, please refer to the prospectus.

Term : The management company cannot terminate the Fund unilaterally. The Board of Directors may furthermore decide to liquidate the Fund in certain circumstances set out in the prospectus and articles of incorporation of the Fund.

If necessary, investors can refer to the complaints handling charter available in the banner of our website:

<https://www.assetmanagement.hsbc.se/-/media/files/attachments/common/traitement-reclamation-amfr-eng-2024.pdf>

The fund presented in this document is a sub-fund of HSBC Global Investment Funds, an investment company constituted as a société à capital variable domiciled in Luxembourg. HSBC Global Investment Funds is marketed in Malta in terms of the Directive on Undertakings for Collective Investment Schemes in Transferable Securities (UCITS).

The shares in HSBC Global Investment Funds have not been and will not be registered under the US Securities Act of 1933 and will not be sold or offered in the United States of America, its territories or possessions and all areas subject to its jurisdiction, or to United States Persons.

All applications are made on the basis of the relevant and current HSBC Global Investment Funds prospectus, the Key Investor Information Document of the related Fund (KID) and the most recent annual and semi-annual reports (when available), which can be obtained upon request free of charge from HSBC Bank Malta p.l.c. which is licensed to conduct Investment Services business by the Malta Financial Services Authority.

Further information about the Company including the Prospectus, the most recent annual and semi-annual reports of the Company and the latest share prices, may be obtained free of charge, in English, from the Registrar and Transfer Agent by emailing amgtransferagency@lu.hsbc.com, or by visiting www.global.assetmanagement.hsbc.com.

The most recent Prospectus is available in English and German. Key Information Document (PRIIPs KID) are available in the local language where they are registered.

Detailed information for article 8 and 9 sustainable investment products, as categorised under the Sustainable Finance Disclosure Regulation (SFDR), including; description of the environmental or social characteristics or the sustainable investment objective; methodologies used to assess, measure and monitor the environmental or social characteristics and the impact of the selected sustainable investments and; objectives and benchmark information, can be found at: <https://www.assetmanagement.hsbc.co.uk/en/intermediary/investment-expertise/sustainable-investments/sustainable-investment-product-offering>