

HSBC Global Funds II ICAV

Euro Fixed Term Bond 2028

Marketing communication | Monthly report 31 December 2025 | Share class AC

Investment objective

The Fund aims to provide capital growth and income during the term of the Fund.

Investment strategy

The Fund is actively managed without reference to a benchmark.

The Fund will promote environmental, social and governance (ESG) characteristics within the meaning of Article 8 of SFDR. The Fund primarily invests in euro denominated investment grade and non-investment grade bonds, will invest minimum of 70% in euro denominated fixed and floating rate bonds issued by corporate issuers in developed markets and up to 30% in fixed or floating rate bonds issued by corporate issuers that are rated non-investment grade at the time of purchase.

The Fund may invest up to 20% in euro denominated bonds which are issued by governments, government agencies and supranational bodies in developed markets.

The Fund will invest in bonds with a final maturity date which expected to end on or around 18 December 2028 (the Term Date). The portfolio may hold up to 100% of its assets in cash and cash equivalents.

The Fund includes the identification and analysis of an issuer's ESG Credentials as an integral part of the investment decision making process and will not invest in bonds issued by companies involved in specific excluded activities, such as, tobacco and controversial weapons.

The Fund may invest up to 10% in other funds.

See the Prospectus for a full description of the investment objectives and derivative usage.

Main risks

- The Fund invests in bonds whose value generally falls when interest rates rise. This risk is typically greater the longer the maturity of a bond investment and the higher its credit quality. The issuers of certain bonds, could become unwilling or unable to make payments on their bonds and default. Bonds that are in default may become hard to sell or worthless.
- Derivatives may be used by the Fund, and these can behave unexpectedly. The pricing and volatility of many derivatives may diverge from strictly reflecting the pricing or volatility of their underlying reference(s), instrument or asset.
- Investment Leverage occurs when the economic exposure is greater than the amount invested, such as when derivatives are used. A Fund that employs leverage may experience greater gains and/or losses due to the amplification effect from a movement in the price of the reference source.

Share class details

Key metrics

NAV per share	EUR 10.65
Performance 1m	0.12%

Fund facts

UCITS V compliant	Yes
Dividend treatment	Accumulating
Dealing frequency	Daily
Valuation time	23:00 IE
Share class base currency	EUR
Domicile	IE
Inception date	19 July 2024
Fund size	EUR 86,510,697
Reference benchmark	30% ICE BofA 0-5 year Euro Developed Markets High Yield (HEDC) 70% ICE BofA 1-5 year Euro Corporate Index (ER0V)
Managers	Aline Thiel Karen Benouaich Kadosch

Fees and expenses

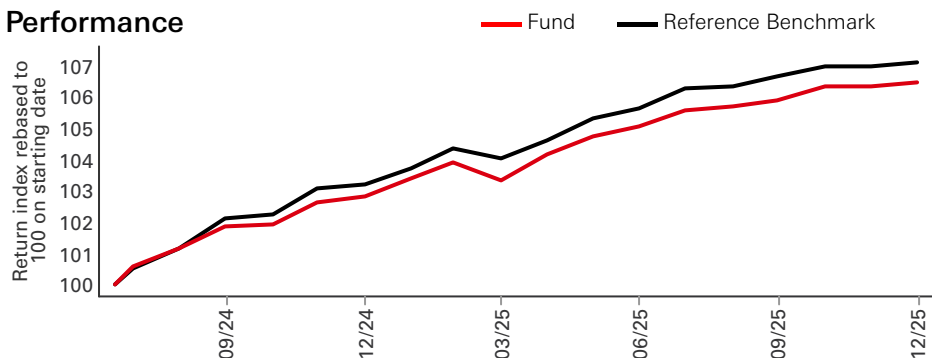
Minimum initial investment	EUR 5,000
Ongoing charge figure ¹	0.800%
Maximum initial charge	3.100%

Codes

ISIN	IE000NFV1210
Bloomberg ticker	HSGTRAC ID

¹Ongoing Charges Figure is an estimate as the share class has not been priced for a full financial year.

Performance



Past performance does not predict future returns. The figures are calculated in the share class base currency, dividend reinvested, net of fees.

Source: HSBC Asset Management, data as at 31 December 2025

Performance (%)	YTD	1m	3m	6m	1y	3y ann	5y ann	Since inception ann
AC	3.59	0.12	0.54	1.37	3.59	--	--	4.43
Reference Benchmark	3.81	0.13	0.45	1.41	3.81	--	--	4.87

Rolling performance (%)	31/12/24-31/12/25	31/12/23-31/12/24	31/12/22-31/12/23	31/12/21-31/12/22	31/12/20-31/12/21
AC	3.59	--	--	--	--
Reference Benchmark	3.81	--	--	--	--

3-Year Risk Measures	AC	Reference Benchmark	5-Year Risk Measures	AC	Reference Benchmark
Volatility	--	--	Volatility	--	--
Sharpe ratio	--	--	Sharpe ratio	--	--
Tracking error	--	--	Tracking error	--	--
Information ratio	--	--	Information ratio	--	--

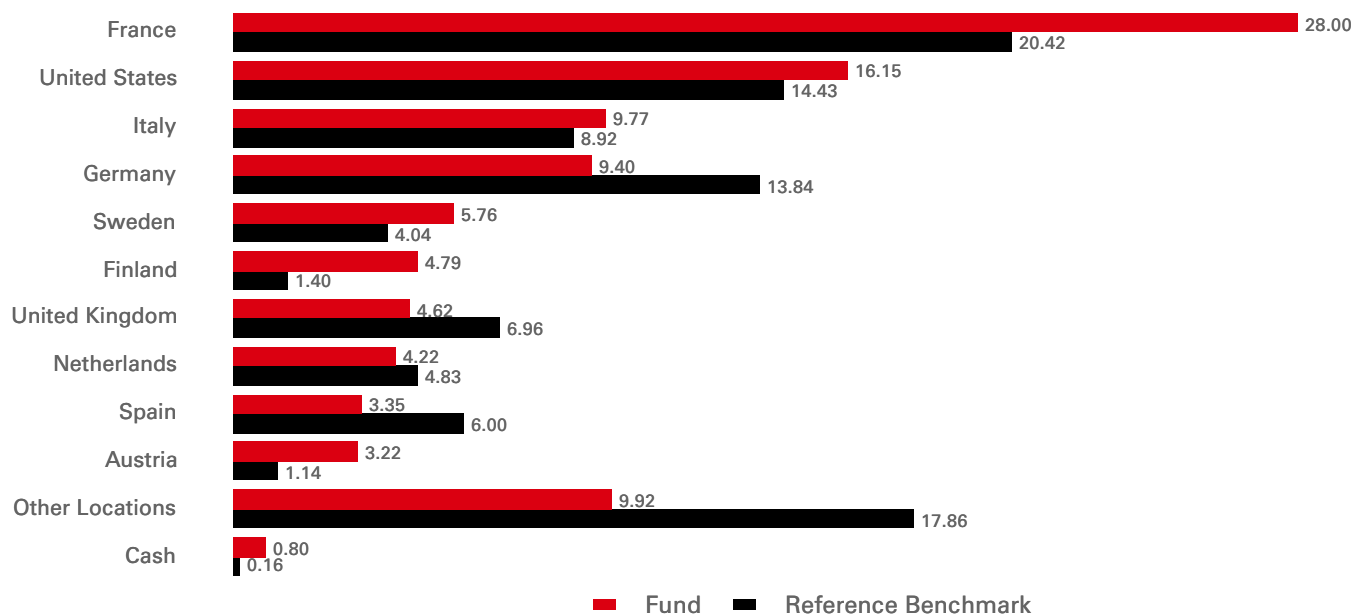
Fixed Income Characteristics	Fund	Reference Benchmark	Relative
No. of holdings ex cash	106	3,133	--
Average coupon rate	2.97	3.24	-0.28
Yield to worst (incl IRS)	2.83%	3.49%	-0.66%
Yield to maturity (incl IRS)	3.04%	3.78%	-0.74%
Yield to maturity (excl IRS)	3.04%	3.78%	-0.74%
Option adjusted duration	2.17	2.49	-0.31
Modified duration to worst	2.19	2.45	-0.26
Option adjusted spread duration	2.17	2.54	-0.37
Average maturity	2.32	2.70	-0.38
Issuers number	102	1020	--

Credit rating (%)	Fund	Reference Benchmark	Relative	Currency Allocation (%)	Fund	Reference Benchmark	Relative
AAA	--	0.31	-0.31	EUR	100.00	100.00	0.00
AA	1.51	9.43	-7.92				
A	19.78	32.32	-12.54				
BBB	54.25	32.12	22.13				
BB	23.66	18.78	4.88				
B	--	5.46	-5.46				
CCC	--	1.30	-1.30				
CC	--	0.02	-0.02				
C	--	0.00	0.00				
D	--	0.01	-0.01				
No Rating	--	0.09	-0.09				
Cash	0.80	0.16	0.64				

Past performance does not predict future returns. The figures are calculated in the share class base currency, dividend reinvested, net of fees.

Source: HSBC Asset Management, data as at 31 December 2025

Geographical allocation (%)



Sector allocation (%)	Fund	Reference Benchmark	Relative
Financial	24.56	38.15	-13.59
Consumer Cyclical	21.43	13.21	8.23
Industrial	14.95	8.51	6.44
Consumer Non cyclical	14.93	15.08	-0.16
Communications	12.91	8.83	4.08
Utilities	5.62	8.87	-3.25
Basic Materials	4.07	2.79	1.28
Technology	0.74	1.60	-0.87
Diversified	--	0.06	-0.06
Energy	--	2.75	-2.75
Cash	0.80	0.16	0.64

Top 10 holdings	Weight (%)
BRIGHTSTR LOT 2.375 15/04/28	2.06
A1 TOWERS HLDG 5.250 13/07/28	1.99
PRYSMIAN SPA 3.625 28/11/28	1.95
ORANO SA 2.750 08/03/28	1.89
WMG ACQUISITION 2.750 15/07/28	1.81
AUTOSTRAD PER L 2.000 04/12/28	1.69
TDF INFRASTRUCTU 5.625 21/07/28	1.62
INFRASTRUTTURE W 1.625 21/10/28	1.57
IQVIA INC 2.875 15/06/28	1.55
BANQ FED CRD MUT 0.625 03/11/28	1.52


MSCI ESG Score	ESG score	E	S	G
Fund	7.1	7.5	5.1	6.2
Reference benchmark	7.1	7.4	5.2	6.0

The MSCI ESG Key Issue Score is the numerical, weighted average of MSCI's E, S, and G pillar scores. A higher number indicates a more favourable ESG profile in the view of MSCI.

The weighted averages of the Key Issue Scores are aggregated and companies' scores are normalized by their industries. After any overrides are factored in, each company's Final Industry-Adjusted Score corresponds to a rating.

For more information, see MSCI ESG Ratings Methodology @ <https://www.msci.com/esg-and-climate-methodologies>

Follow us on:



Glossary



www.assetmanagement.hsbc.co.uk/api/v1/download/document/lu0165289439/gb/en/glossary

Index disclaimer

Source ICE Data Indices, LLC ("ICE DATA"), is used with permission. ICE DATA, ITS AFFILIATES AND THEIR RESPECTIVE THIRD PARTY SUPPLIERS DISCLAIM ANY AND ALL WARRANTIES AND REPRESENTATIONS, EXPRESS AND/OR IMPLIED, INCLUDING ANY WARRANTIES OF MERCHANTABILITY OR FITNESS FOR A PARTICULAR PURPOSE OR USE, INCLUDING THE INDICES, INDEX DATA AND ANY DATA INCLUDED IN, RELATED TO, OR DERIVED THEREFROM. NEITHER ICE DATA, ITS AFFILIATES NOR THEIR RESPECTIVE THIRD PARTY SUPPLIERS SHALL BE SUBJECT TO ANY DAMAGES OR LIABILITY WITH RESPECT TO THE ADEQUACY, ACCURACY, TIMELINESS OR COMPLETENESS OF THE INDICES OR THE INDEX DATA OR ANY COMPONENT THEREOF, AND THE INDICES AND INDEX DATA AND ALL COMPONENTS THEREOF ARE PROVIDED ON AN "AS IS" BASIS AND YOUR USE IS AT YOUR OWN RISK. ICE DATA, ITS AFFILIATES AND THEIR RESPECTIVE THIRD PARTY SUPPLIERS DO NOT SPONSOR, ENDORSE, OR RECOMMEND HSBC Asset Management, OR ANY OF ITS PRODUCTS OR SERVICES.

Benchmark disclosure

The Investment Advisor will use its discretion to invest in securities not included in the reference benchmark based on active investment management strategies and specific investment opportunities. It is foreseen that a significant percentage of the Fund's investments will be components of the reference benchmark. However, their weightings may deviate materially from those of the reference benchmark.

Source: HSBC Asset Management, data as at 31 December 2025

Important information

This document is produced and distributed by HSBC Asset Management and is only intended for non-professional investors as defined by MIFID. The information contained herein is subject to change without notice. All non-authorised reproduction or use of this commentary and analysis will be the responsibility of the user and will be likely to lead to legal proceedings.

This information has no contractual value and is not by any means intended as a solicitation, nor an investment advice for the purchase or sale of any financial instrument in any jurisdiction in which such an offer is not lawful.

The commentary and analysis presented in this document reflect the opinion of HSBC Asset Management on the markets, according to the information available to date. They do not constitute any kind of commitment from HSBC Asset Management.

Tax treatment depends on The individual circumstances of each client and may be subject to change in The future.

Capital is not guaranteed. It is important to remember that the value of investments and any income from them can go down as well as up and is not guaranteed.

Please note that the distribution of the product can stop at any time by decision of the management company.

Consequently, HSBC Asset Management will not be held responsible for any investment or disinvestment decision taken on the basis of the commentary and/or analysis in this document.

All data from HSBC Asset Management unless otherwise specified.

Any third party information has been obtained from sources we believe to be reliable, but which we have not independently verified.

Further additional and complete information (including but not limited to) investor rights, costs and charges, please refer to the prospectus.

Term : The management company cannot terminate the Fund unilaterally. The Board of Directors may furthermore decide to liquidate the Fund in certain circumstances set out in the prospectus and articles of incorporation of the Fund.

If necessary, investors can refer to the complaints handling charter available in the banner of our website:

<https://www.assetmanagement.hsbc.se/-/media/files/attachments/common/traitement-reclamation-amfr-eng-2024.pdf>

Detailed information for article 8 and 9 sustainable investment products, as categorised under the Sustainable Finance Disclosure Regulation (SFDR), including; description of the environmental or social characteristics or the sustainable investment objective; methodologies used to assess, measure and monitor the environmental or social characteristics and the impact of the selected sustainable investments and; objectives and benchmark information, can be found at: <https://www.assetmanagement.hsbc.co.uk/en/intermediary/investment-expertise/sustainable-investments/sustainable-investment-product-offering>